








B.t. Corn IRM Stewardship Help Card

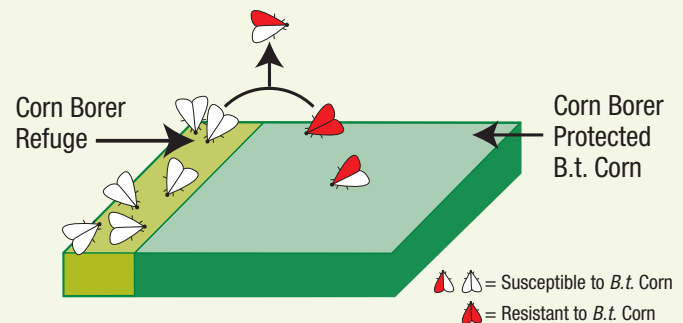
REFUGE SIZE AND DISTANCE REQUIREMENTS

Product	Size Requirement (Corn-growing Region)	Size Requirement (Cotton-growing Region)	Distance Requirements
 Agrisure [®] CB/LL	20%	50%	Up to 1/2 mile away
 Agrisure [®] 3000GT	20%	50%	Within or Adjacent
 Agrisure [®] Viptera [™] ₃₁₁₀	20%	20%	Up to 1/2 mile away
 Agrisure [®] Viptera [™] ₃₁₁₁	20%	20%	Within or Adjacent
 Agrisure [®] Viptera [™] ₃₂₂₀	5%	20%	Up to 1/2 mile away
 Agrisure [®] 3122	5%	50%	Within or Adjacent
 Agrisure [®] Artesian [™] ₄₀₁₁	20%	50%	Within or Adjacent

* Refuge size is calculated by applying the appropriate percentage (e.g., 5%, 20%, 50%) to the TOTAL CORN ACRES.

REFUGE STRATEGY – HOW IT WORKS

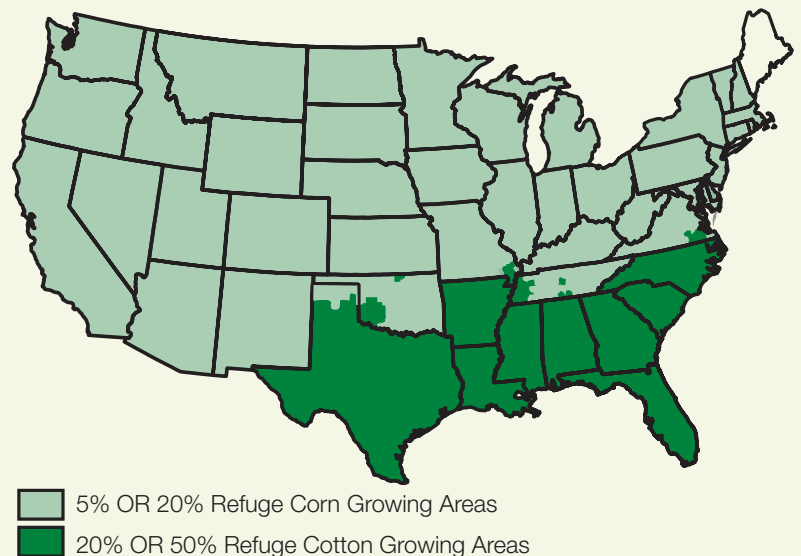
- Maintain a population of insect pests susceptible to the B.t. proteins produced in insect-protected B.t. corn
- The close proximity of the refuge to the insect-protected B.t. corn increases the probability that the susceptible insect pests will mate with any rare insect pests that are resistant to the B.t. proteins
- Susceptibility to B.t. technology is then passed on to offspring, helping preserve the long-term effectiveness of insect-protected B.t. corn products



WHY MUST GROWERS PLANT A REFUGE?

- IRM plans are mandated by US EPA for all B.t. corn registrants
- As part of any IRM plan, B.t. corn registrants in-turn require growers to:
 - Sign a B.t. corn IRM Stewardship Agreement at the time of purchase
 - Plant a refuge in accordance with the requirements outlined in the IRM Stewardship Guide
- Preserves the benefits and the technology now and into the future

SIZE REQUIREMENTS – GEOGRAPHY & TRAIT ARE KEY



COMPLIANCE MEANS CORRECTLY MEETING ALL OF THE REFUGE REQUIREMENTS

1. Size (e.g., 5%, 20%, 50%)
2. Location (e.g., in-field, adjacent or within 1/2 mile)
3. Planting (e.g., blocks, 4 row strips)
4. Treatment (when and what to spray)




DISTANCE REQUIREMENTS

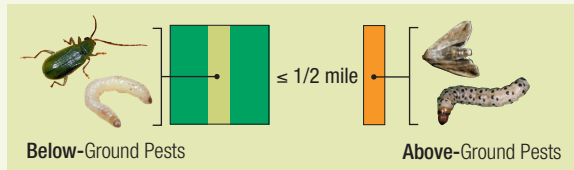
Single Pest Refuge

- A single pest refuge is a field that serves solely as a refuge for above-ground pests (e.g., corn borer) or below-ground pests (e.g., corn rootworm), but not both. The single pest refuge approach can be used for both single B.t. toxin corn products and stacked B.t. toxin corn products (also known as the Separate Refuge option)

Single B.t. Toxin Corn Products (e.g., Agrisure CB/LL)



Stacked B.t. Toxin Corn Products (e.g., Agrisure 3000GT)



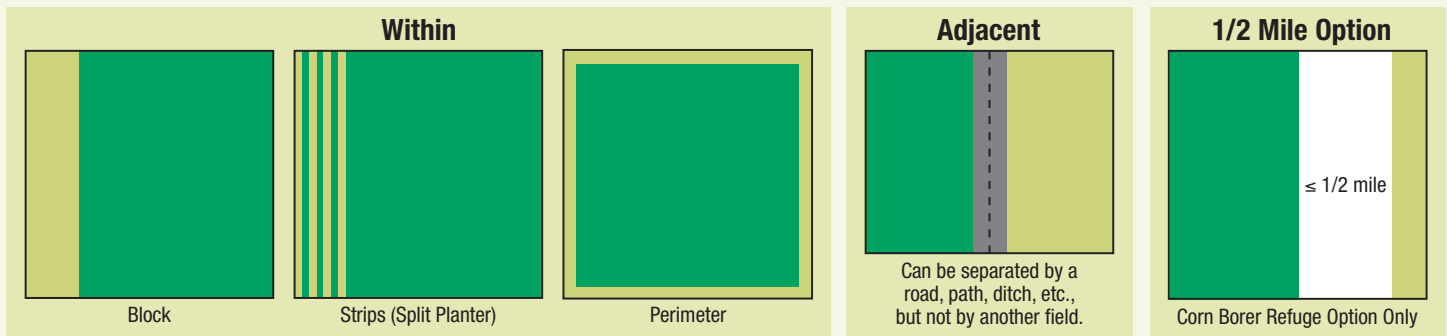
Common Refuge

- A common refuge is a single field that serves as a refuge for both above-ground pests (e.g., corn borer) and below-ground pests (e.g., corn rootworm) at the same time. The refuge can be within the B.t. field or immediately adjacent to it.



	Insect Protected B.t. Corn
	Below-Ground Pest Refuge (RW)
	Above-Ground Pest Refuge (CB)
	Below-Ground and Above-Ground Pest Refuge (RW/CB)

REFUGE PLANTING EXAMPLES



STRIP REFUGE (SPLIT PLANTER)

4 ROW Minimum – strips, blocks, or perimeter refuges must be a minimum of 4 contiguous rows wide to provide ample space for bug mating.

ON-FARM ASSESSMENTS

- U.S. EPA requires all B.t. corn registrants to conduct IRM compliance assessments during the growing season (June – September).
- A consistent on-farm assessment process, including the questionnaire and penalties for noncompliance, is used across all B.t. corn registrants.
- Growers are selected using a set of risk-based criteria.
- Consists of a series of questions that must be conducted in person with the grower or their representative.
- Growers found to be out of compliance with the refuge requirements jeopardize their access to B.t. corn products. Additionally, they will receive a follow-up IRM assessment the next growing season.

THINGS YOU NEED TO KNOW

- Stewardship Agreement Deadline – June 30th
- IRM Tips Line – 1-877-GRO-CORN
- IRM Calculator to help growers plan their refuge – www.irmcalculator.com
- Website: www.myagrisure.com
 - Stewardship Agreements
 - Agrisure Traits Stewardship Guide
 - E-Signature Option